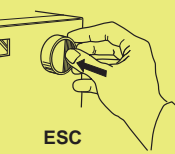
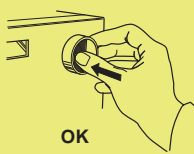
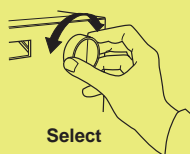
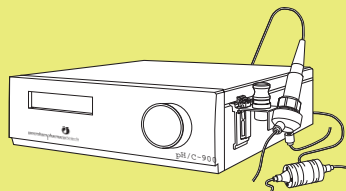


Short instructions Monitor pH/C-900



- 1 **Switch on the instrument** by means of the mains switch on the rear panel.

Calibrating
Please wait...

- 2 The **main operating menu** (RUN-menu) is shown.

Cond	Temp	pH
25.4%	22.9C	11.5

- 3 **Calibrate** the pH electrode before use and/or daily by using 2 buffers with known pH values.

Calibrate pH
(7.00 - 10.00)

- 4 The **conductivity flow cell** does not normally need to be calibrated.

- 5 Set the **conductivity scaling** for 0 and 100%.

Set Cond Scale 100 %
(50.00 mS/cm)

- 6 Always store the **pH electrode** in 1:1 mixture of pH 4 buffer and 1 M KNO₃ when not in use.

